


E10M

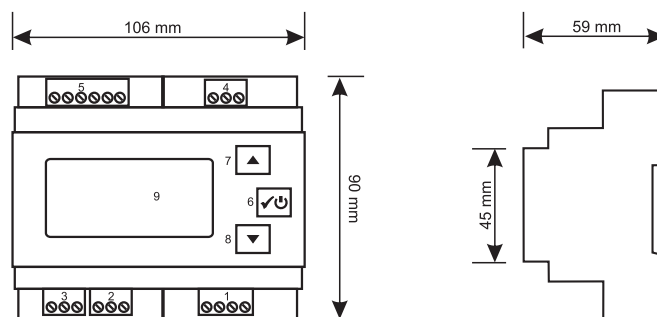
Controller of a mixing valve actuator and a CH pump featuring heating source control.



- Maintains the preset heating zone temperature
- Controls the 3-point 230 V actuator of the mixing valve
- Controls the CH pump of the heating zone
- Cooperates with a room thermostat
- Measures the heating source temperature
- Is equipped with a voltage-free output for activating the heating source
- Protects the heating zone against overheating – adjustable alarm temperature of a controlled zone
- Features a function that protects the system against freezing
- Temperature reading correction
- Possibility to keep the screen permanently backlit
- Prevents seizure of pumps and valves – Anti-Stop function
- Operation test of the pump and of the blower
- Set of sensors included
- Installation in an electric cabinet (6 modules) on a 35 mm DIN rail.

Controlled device	3-point 230 V 50 Hz actuator of a mixing valve, CH circulating pump, heating source
Supply voltage	230 V 50 Hz
Maximum output load	100 W (each output)
Max power consumption of the controller:	2 W
Relay, voltage type output	mixing valve actuator (opening, closing), CH pump
Relay, voltage-free type output	heat pump or other heating device
Temperature measurement range	-30°C...+110°C
Temperature adjustment range – CH zone	+10°C...+70°C
Temperature adjustment accuracy	1°C
Temperature reading accuracy	1°C
Visual signalization	backlit LCD
Operation/storage temperature	+5 °C...+40 °C / 0 °C...55 °C
Ingress protection rating	IP 20
Color	gray
Mounting method	35 mm DIN rail-mounted, inside electrical cabinets
Weight of the controller with cables	320 g
Standards, approvals, certificates	conformity to EMC, LVD and RoHS
Warranty period	2 years
Dimensions (width/height/depth) in mm	106/90/59
Content of the controller set	Euroster 10M controller, 2 m-long power cable, temperature sensors (3-m-long – 2 pcs.), sensor hose clips, Installation and Operation Manual with Warranty Certificate

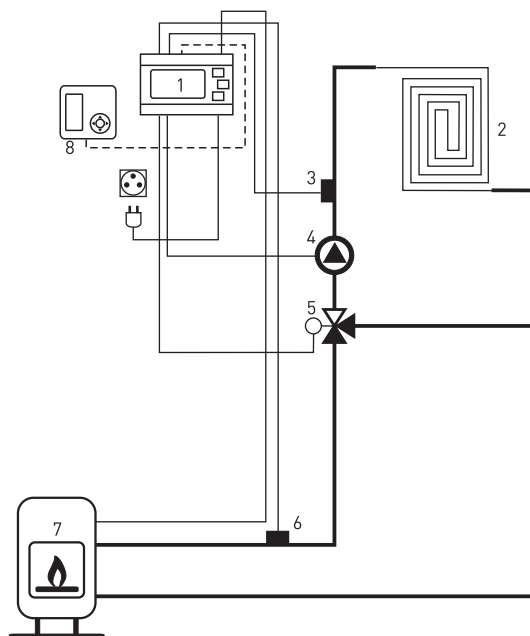




1. Controller's power connection – 230 V 50 Hz
2. Output for connecting the CH pump 230 V 50 Hz
3. Output for connecting mixing valve actuator (230 V 50 Hz)
4. Output for connecting heating source (change-over voltage-free contact)
5. Connector for temperature sensors and room thermostat
6. Confirm and switch-on/off button
7. Button – increase parameters
8. Button – decrease parameters
9. LCD

SYSTEM LAYOUT

The following diagram is simplified and does not cover all the elements necessary for the correct operation of the system.



1. EUROSTER 10M controller
2. Heating zone, e.g. floor heating
3. Heating zone temperature sensor
4. CH pump
5. Mixing valve with actuator
6. Heating source temperature sensor
7. Heating device, e.g. gas boiler
8. Room thermostat (option)